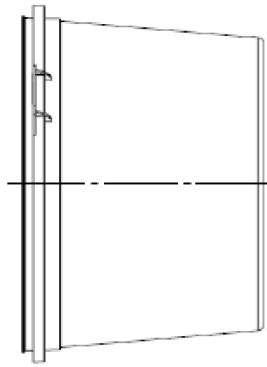


TOP VIEW



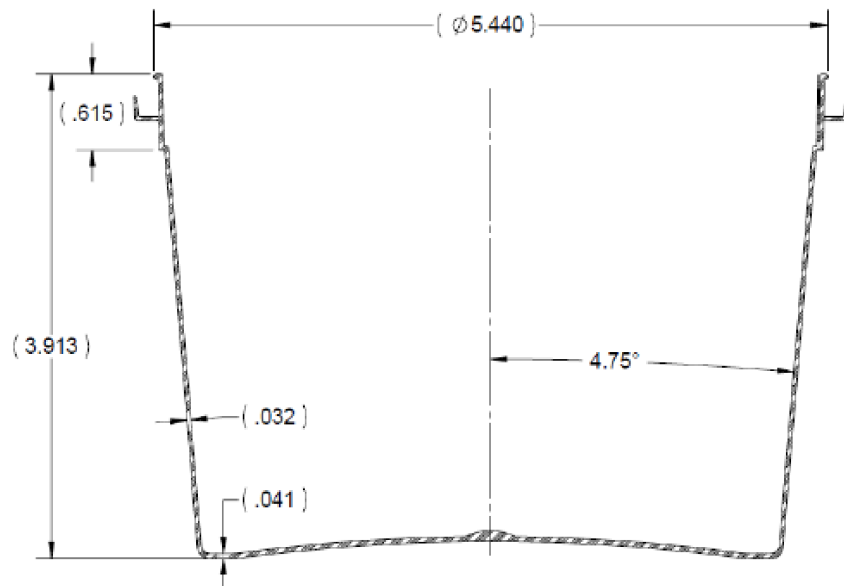
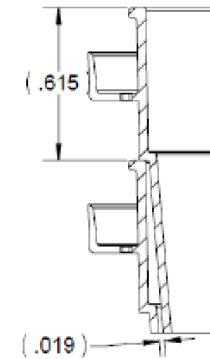
SIDE VIEW



BOTTOM VIEW



NESTING VIEW



SECTION A-A
SCALE 1 : 1

PART DATA	
RESIN FAMILY	PP
RESIN DENSITY (GRAMS/CUBIC IN)	14.9
ESTIMATED WEIGHT (CAD MODEL GRAMS)	43.6
VOLUME (CUBIC IN)	100.140
OVERFLOW CAPACITY(OZ)	55.5
OVERFLOW CAPACITY(CC & ML)	1640.99
PROJECTED AREA (IN SQ.)	13.2

pipeline Packaging 30310 Emerald Valley Pkwy
Glenwillow, OH 44139

PPC ITEM NUMBER: 63210 SKU: 07-06-082-00024
DRAWN BY: - CHECKED BY: - DATE: 11/30/2018

DESCRIPTION: 64oz White LDPE Tub COLOR: -
PART MATERIAL: - VOLUME: - WEIGHT: -
DWG NO.: - DWG SIZE: A SHEET NO: 1 of 1 REV: -

PROPRIETARY AND CONFIDENTIAL

THE INFORMATION CONTAINED IN THIS DRAWING IS THE SOLE PROPERTY OF PIPELINE PACKAGING. ANY REPRODUCTION IN PART OR AS A WHOLE WITHOUT THE WRITTEN PERMISSION OF PIPELINE PACKAGING IS PROHIBITED.

UNLESS OTHERWISE SPECIFIED:

UNITS OF MEASURE: Inches
TOLERANCES: Specified in drawing