

» TECHNICAL DATA

Capacity under lid: 19.26 L / 5.01 US gal.

- Wall thickness:**
- Pail: (0.088 in.)
 - Lid: (0.065 in.)
 - Pail & Lid: HDPE
 - -38°C (-36°F) to 82°C (180°F)
 - White or other colors upon request

Weight (approx.) without handle or gasket:

- Pail: (872 g) 30.76 oz
- Lid 63479: (244 g) 8.60 oz

Material: • Pail & Lid: HDPE

Thermal range: • -38°C (-36°F) to 82°C (180°F)

Standard color: • White or other colors upon request

Handle: Plastic/Metal w/Plastic Grip

» TOP LOADING RESISTANCE

209 kg (460 lbs) at 23°C / 73°F, 30 days. Product temperature when filling pails and warehouse temperature will affect pail performance. IPL recommends to make necessary testing prior to full production.

» CLOSING INSTRUCTION

TO CLOSE: Align lid at the break tab first, then press and snap all around while releasing air by pressing the center of the lid to burp container. A pail closing roller or mobile plate device can be used. If using an automated closing device, use proper lid air removing system.

» WAREHOUSING OF EMPTY PAILS

Two pallets high in warehousing

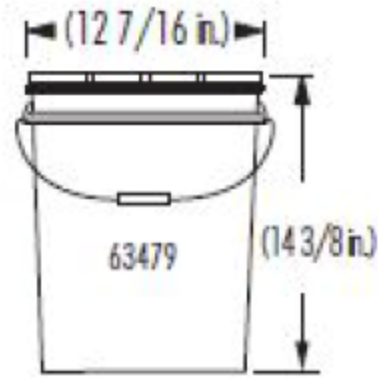
» RECOMMENDATIONS

- Do not exceed pallet edges with pails
- Staggered pattern is recommended for greater stability
- Double faced pallets with close together boards on both sides are recommended for best results
- To improve stability, release air from pail when putting the lid
- Stretch wrapping machine tension should be adjusted to pail
- Use slip-sheet to improve pails stability if necessary

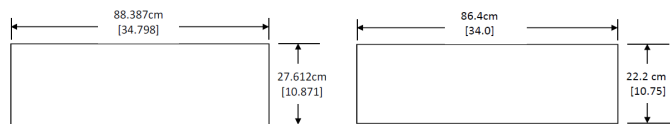
Approvals: Virgin materials are approved for food contact and meet FDA (Food and Drug Administration USA) and HPB (Health Protection Branch Canada) regulations.

Advice: Handling conditions vary a lot from customer to customer, tests are recommended throughout the process of denesting, filling, conveying, palletization, warehousing, transportation and utilization by end users, etc. Specifications can be modified without notice. Please contact your IPL representative to confirm these data.

Quality Assurance: .. IPL is ISO 9001 certified and quality procedures are documented in our quality system.

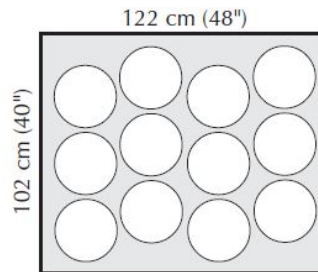


» PRINTING (Dry Offset & IML)



» PALLETIZATION OF FILLED PAILS

To determine the number of pails you can stack according to the product packed, divide the top loading resistance by the total weight of one filled pail. Take that number not rounded up and add the first unit.



12 pails per layer
Stacked pails recommendation:
3 pails high/ pallet

DISTRIBUTED BY:



REF NO.:

DWG30578

DESCRIPTION:

5 Gallon HDPE Open Head Pail

DISCLAIMER

THIS INFORMATION IS PROVIDED AS A GENERAL GUIDE, INCLUDING DIMENSIONS. IT IS THE CUSTOMER'S RESPONSIBILITIES TO SELECT THE PROPER CONTAINER FOR PRODUCT AND APPLICATION COMPATIBILITY.