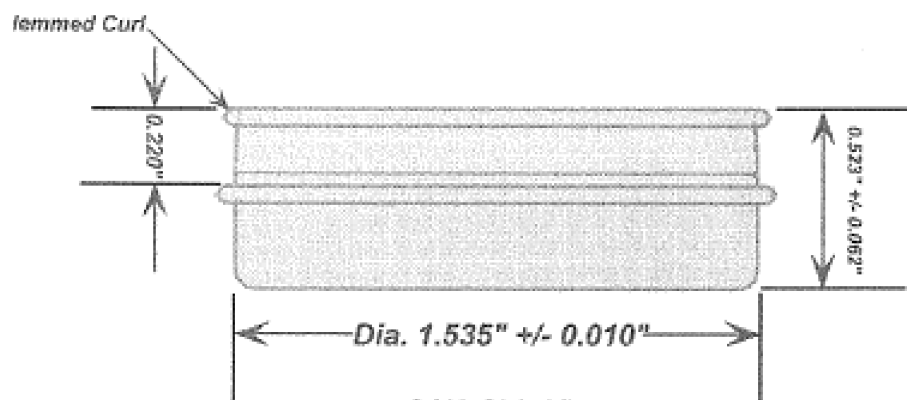



COVER, Side View




CAN, Side View


COVER, OUTSIDE




COVER, INSIDE



CAN, INSIDE



CAN, OUTSIDE



DISCLAIMER

THIS INFORMATION IS PROVIDED AS A GENERAL GUIDE, INCLUDING DIMENSIONS. IT IS THE CUSTOMER'S RESPONSIBILITIES TO SELECT THE PROPER CONTAINER FOR PRODUCT AND APPLICATION COMPATIBILITY.

DISTRIBUTED BY:



REF NO.:

DWG10054

DESCRIPTION:

1/2 oz Ink Tin, 1 9/16"x1/2"