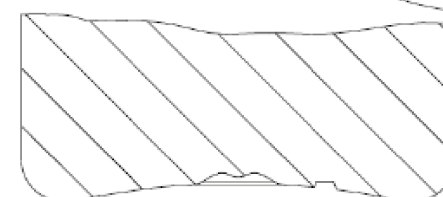
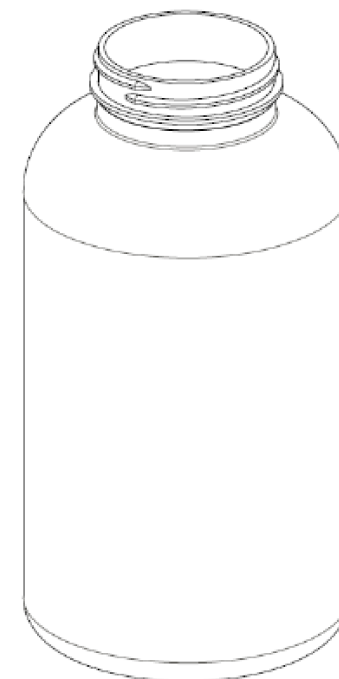
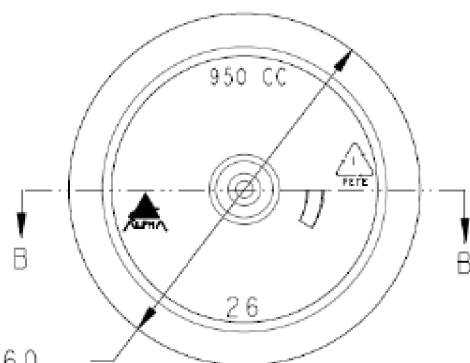


T = 2.050±.017
E = 1.957±.017
H = .408±.015
I = 1.578 MIN
S = .046±.015



SECTION B-B
SCALE 1/1
(.096)
[2,44]

Overflow Capacity: 985 ml ± 15



DISCLAIMER

THIS INFORMATION IS PROVIDED AS A GENERAL GUIDE, INCLUDING DIMENSIONS. IT IS THE CUSTOMER'S RESPONSIBILITIES TO SELECT THE PROPER CONTAINER FOR PRODUCT AND APPLICATION COMPATIBILITY.

DISTRIBUTED BY:



DWG NO.:

DWG10076

DESCRIPTION:

950 cc PET Packer, 53-400